



Main

Range	TeSys
Product name	TeSys D
Product or component type	Contactor
Device short name	LC1D
Contactor application	Motor control Resistive load
Utilisation category	AC-3 AC-1 AC-4
Poles description	3P
Pole contact composition	3 NO
[Ue] rated operational voltage	Power circuit: ≤ 690 V AC 25...400 Hz Power circuit: ≤ 300 V DC
[Ie] rated operational current	32 A (at <60 °C) at ≤ 440 V AC AC-3 for power circuit 50 A (at <60 °C) at ≤ 440 V AC AC-1 for power circuit
Motor power kW	7.5 kW at 220...230 V AC 50/60 Hz (AC-3) 15 kW at 380...400 V AC 50/60 Hz (AC-3) 15 kW at 415...440 V AC 50/60 Hz (AC-3) 18.5 kW at 500 V AC 50/60 Hz (AC-3) 18.5 kW at 660...690 V AC 50/60 Hz (AC-3) 7.5 kW at 400 V AC 50/60 Hz (AC-4)
Motor power hp	5 Hp at 230/240 V AC 50/60 Hz for 1 phase motors 10 Hp at 230/240 V AC 50/60 Hz for 3 phases motors 30 Hp at 575/600 V AC 50/60 Hz for 3 phases motors 2 Hp at 115 V AC 50/60 Hz for 1 phase motors 7.5 Hp at 200/208 V AC 50/60 Hz for 3 phases motors 20 Hp at 460/480 V AC 50/60 Hz for 3 phases motors
Control circuit type	AC at 50/60 Hz
[Uc] control circuit voltage	400 V AC 50/60 Hz
Auxiliary contact composition	1 NO + 1 NC
[Uimp] rated impulse withstand voltage	6 kV conforming to IEC 60947
Overvoltage category	III
[Ith] conventional free air thermal current	10 A (at 60 °C) for signalling circuit 50 A (at 60 °C) for power circuit
Irms rated making capacity	140 A AC for signalling circuit conforming to IEC 60947-5-1 250 A DC for signalling circuit conforming to IEC 60947-5-1 550 A at 440 V for power circuit conforming to IEC 60947
Rated breaking capacity	550 A at 440 V for power circuit conforming to IEC 60947
[Icw] rated short-time withstand current	60 A 40 °C - 10 min for power circuit 138 A 40 °C - 1 min for power circuit 260 A 40 °C - 10 s for power circuit 430 A 40 °C - 1 s for power circuit 100 A - 1 s for signalling circuit 120 A - 500 ms for signalling circuit 140 A - 100 ms for signalling circuit
Associated fuse rating	10 A gG for signalling circuit conforming to IEC 60947-5-1 63 A gG at ≤ 690 V coordination type 1 for power circuit 63 A gG at ≤ 690 V coordination type 2 for power circuit
Average impedance	2 MOhm - Ith 50 A 50 Hz for power circuit
[Ui] rated insulation voltage	Power circuit: 600 V CSA certified Power circuit: 600 V UL certified Signalling circuit: 690 V conforming to IEC 60947-1 Signalling circuit: 600 V CSA certified Signalling circuit: 600 V UL certified Power circuit: 690 V conforming to IEC 60947-4-1
Electrical durability	1.65 Mcycles 32 A AC-3 at Ue ≤ 440 V 1.4 Mcycles 50 A AC-1 at Ue ≤ 440 V

The information provided in this documentation contains general descriptions and/or technical characteristics of the products contained herein. This documentation is not intended as a substitute for and is not to be used for determining suitability or reliability of these products for specific user applications. It is the duty of any such user or integrator to perform the appropriate and complete risk analysis, evaluation and testing of the products with respect to the relevant specific application or use thereof. Neither Schneider Electric Industries SAS nor any of its affiliates or subsidiaries shall be responsible or liable for misuse of the information contained herein.

Power dissipation per pole	2 W AC-3 5 W AC-1
Protective cover	With
Mounting support	Plate Rail
Standards	CSA C22.2 No 14 EN 60947-4-1 EN 60947-5-1 IEC 60947-4-1 IEC 60947-5-1 UL 508
Product certifications	DNV GOST UL BV GL CCC RINA LROS (Lloyds register of shipping) CSA
Connections - terminals	Control circuit: screw clamp terminals 2 cable(s) 1...2.5 mm <sup>2</sup> flexible with cable end Control circuit: screw clamp terminals 1 cable(s) 1...4 mm <sup>2</sup> flexible without cable end Control circuit: screw clamp terminals 2 cable(s) 1...4 mm <sup>2</sup> flexible without cable end Control circuit: screw clamp terminals 1 cable(s) 1...4 mm <sup>2</sup> flexible with cable end Control circuit: screw clamp terminals 1 cable(s) 1...4 mm <sup>2</sup> solid without cable end Control circuit: screw clamp terminals 2 cable(s) 1...4 mm <sup>2</sup> solid without cable end Power circuit: screw clamp terminals 1 cable(s) 2.5...10 mm <sup>2</sup> flexible without cable end Power circuit: screw clamp terminals 2 cable(s) 2.5...10 mm <sup>2</sup> flexible without cable end Power circuit: screw clamp terminals 1 cable(s) 1...10 mm <sup>2</sup> flexible with cable end Power circuit: screw clamp terminals 2 cable(s) 1.5...6 mm <sup>2</sup> flexible with cable end Power circuit: screw clamp terminals 1 cable(s) 1.5...10 mm <sup>2</sup> solid without cable end Power circuit: screw clamp terminals 2 cable(s) 2.5...10 mm <sup>2</sup> solid without cable end
Tightening torque	Control circuit: 1.7 N.m - on screw clamp terminals - with screwdriver flat Ø 6 mm Control circuit: 1.7 N.m - on screw clamp terminals - with screwdriver Philips No 2 Power circuit: 2.5 N.m - on screw clamp terminals - with screwdriver flat Ø 6 mm Power circuit: 2.5 N.m - on screw clamp terminals - with screwdriver Philips No 2
Operating time	4...19 ms opening 12...22 ms closing
Safety reliability level	B10d = 1369863 cycles contactor with nominal load conforming- to EN/ISO 13849-1 B10d = 20000000 cycles contactor with mechanical load conforming- to EN/ISO 13849-1
Mechanical durability	15 Mcycles
Maximum operating rate	3600 Cyc/H 60 °C

## Complementary

Coil technology	Without built-in suppressor module
Control circuit voltage limits	0.3...0.6 Uc (-40...70 °C):drop-out AC 50/60 Hz 0.8...1.1 Uc (-40...60 °C):operational AC 50 Hz 0.85...1.1 Uc (-40...60 °C):operational AC 60 Hz 1...1.1 Uc (60...70 °C):operational AC 50/60 Hz
Inrush power in VA	70 VA 60 Hz cos phi 0.75 (at 20 °C) 70 VA 50 Hz cos phi 0.75 (at 20 °C)
Hold-in power consumption in VA	7.5 VA 60 Hz cos phi 0.3 (at 20 °C) 7 VA 50 Hz cos phi 0.3 (at 20 °C)
Heat dissipation	2...3 W at 50/60 Hz
Auxiliary contacts type	Type mechanically linked 1 NO + 1 NC conforming to IEC 60947-5-1 type mirror contact 1 NC conforming to IEC 60947-4-1
Signalling circuit frequency	25...400 Hz
Minimum switching current	5 MA for signalling circuit
Minimum switching voltage	17 V for signalling circuit

Non-overlap time	1.5 Ms on de-energisation between NC and NO contact 1.5 Ms on energisation between NC and NO contact
Insulation resistance	> 10 MOhm for signalling circuit







## Environment

IP degree of protection	IP20 front face conforming to IEC 60529
Protective treatment	TH conforming to IEC 60068-2-30
Pollution degree	3
Ambient air temperature for operation	-40...60 °C 60...70 °C with derating
Ambient air temperature for storage	-60...80 °C
Operating altitude	0...3000 m
Fire resistance	850 °C conforming to IEC 60695-2-1
Flame retardance	V1 conforming to UL 94
Mechanical robustness	Vibrations contactor open: 2 Gn, 5...300 Hz Vibrations contactor closed: 4 Gn, 5...300 Hz Shocks contactor closed: 15 Gn for 11 ms Shocks contactor open: 8 Gn for 11 ms
Height	85 Mm
Width	45 Mm
Depth	92 Mm
Net weight	0.375 Kg

## Packing Units

Unit Type of Package 1	PCE
Number of Units in Package 1	1
Package 1 Weight	416 G
Package 1 Height	5 Cm
Package 1 width	9.2 Cm
Package 1 Length	11.2 Cm
Unit Type of Package 2	S02
Number of Units in Package 2	20
Package 2 Weight	8.676 Kg
Package 2 Height	15 Cm
Package 2 width	30 Cm
Package 2 Length	40 Cm
Unit Type of Package 3	P06
Number of Units in Package 3	320
Package 3 Weight	148.9 Kg
Package 3 Height	80 Cm
Package 3 width	80 Cm
Package 3 Length	60 Cm

## Offer Sustainability

Sustainable offer status	Green Premium product
REACH Regulation	 <a href="#">REACH Declaration</a>
REACH free of SVHC	Yes
EU RoHS Directive	Compliant  <a href="#">EU RoHS Declaration</a>
Toxic heavy metal free	Yes
Mercury free	Yes
RoHS exemption information	 <a href="#">Yes</a>
China RoHS Regulation	 <a href="#">China RoHS Declaration</a>
Environmental Disclosure	 <a href="#">Product Environmental Profile</a>
Circularity Profile	 <a href="#">End Of Life Information</a>

WEEE	The product must be disposed on European Union markets following specific waste collection and never end up in rubbish bins
PVC free	Yes

### Contractual warranty

Warranty	18 months
----------	-----------

Product Life Status :	Commercialised
-----------------------	----------------